



HQ
Electric 1/4 Turn
High Torque Actuator
80Nm - 3000Nm



The HQ electric actuators are designed for quarter turn applications on large sized ball, butterfly, plug valves and dampers.

Compact in design but still offering high output torques. Various control options and a wide range of voltages are available to meet your specifications.

High quality electrical components and alloy gearing ensure reliability and extended life span.

Approvals, Features & Benefits

- Base to ISO 5211 & DIN 3337 standards
- Weatherproof to IP67 (IP68 option)
- Die cast aluminium housing
- Wide range of torques & options to meet the demands of any site specification

Temperature

- Ambient temperature
- 20 to 70°C (on/off)
- 20 to 55°C (modulating)

STANDARD SPECIFICATIONS			
Enclosure	Weatherproof Enclosure IP67 NEMA 4 & 6 (IP68 Option)	Space Heater	10W (110/220V AC) Anti-condensation
Power Supply (dependent on size)	110/220V AC 1PH 50/60Hz ± 10% 380/440/460V AC 3PH 50/60Hz ± 10% 24V DC ± 10%	Manual Override	Hand wheel c/w Declutching Mechanism
Duty Cycle (on-off)	S4, 70% Standard, 100% for Max 30min	Movement Angle	90° ± 10° (0-110°)
Duty Cycle (modulating)	S4, 70% Max 300-1600 start/hour	Casing Material	Aluminium Alloy, Dry Power Polyester Coated
Motor	Induction Motor (Reversible)	Terminal Block	Spring Loaded Lever Push Type
Limit Switches	4 x Open/Close, SPDT, 250 V AC 16A Rating	Case Colour	Blue
Torque Switches	2 x Open/Close, SPDT, 250 V AC 16A Rating ♦♦		

♦♦ Except HQ-008

ADDITIONAL DATA					
	Max. Torque Output (Nm)	Square Drive* (mm)	Operating Time 50 / 60Hz 90° (sec.)	No. of Handle Turns	ISO 5211 DIN 3337 Mounting
HQ-008	80	14	16 / 13	10	F07
HQ-015	150	17	25 / 21	10	F07, F10
HQ-020	200	17	25 / 21	11	F07, F10
HQ-030	300	22	31 / 26	13.5	F10, F12
HQ-050	500	22	31 / 26	13.5	F10, F12
HQ-060	600	27	31 / 26	13.5	F10, F12
HQ-080	800	27	37 / 31	16.5	F12, F14
HQ-120	1200	36	37 / 31	16.5	F12, F14
HQ-200	2000	36	112 / 93	49.5	F14***, F16
HQ-300	3000	46	112 / 93	49.5	F14***, F16

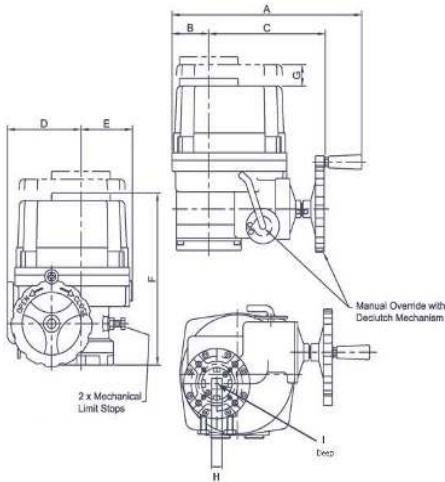
* Can be machined to suit most valves stems (on request) ** HQ-HRP *** On request



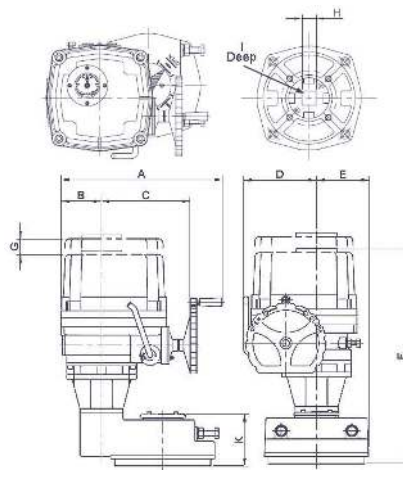
HQ
Electric 1/4 Turn
High Torque Actuator
80Nm - 3000Nm



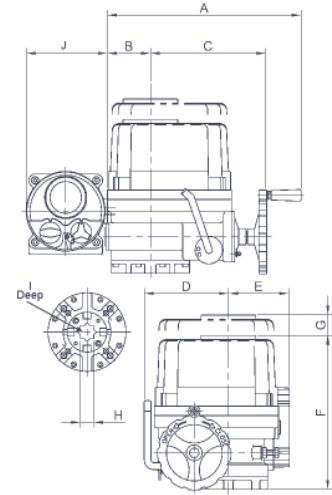
HQ008 to HQ120



HQ200 to HQ300



HQ-RBP008 to HQ-RBP030



	A	B	C	D	E	F	G	H*	I	J	K	ISO 5211 F07	ISO 5211 F10	ISO 5211 F12	ISO 5211 F14	ISO 5211 F16	Cable Entry	Weight Kg
HQ-008	258	50	157	100	70	235	120	14	35	154	-	✓	×	×	×	×	M25	7.4 (15**)
HQ-015	338	73	200	142	87	268	160	17	45	154	-	✓	✓	×	×	×	M25	16.6 (23**)
HQ-020	338	73	200	142	87	268	160	17	45	154	-	✓	✓	×	×	×	M25	16.6 (23**)
HQ-030	368	82	221	160	99	290	180	22	52	154	-	×	✓	✓	×	×	M25	22 (28**)
HQ-050	368	82	221	160	99	290	180	22	52	-	-	×	✓	✓	×	×	M25	23
HQ-060	368	82	221	160	99	290	180	27	52	-	-	×	✓	✓	×	×	M25	23
HQ-080	410	103	242	186	111	330	210	27	60	-	-	×	×	✓	✓	×	M25	29
HQ-120	410	103	242	186	111	330	210	36	60	-	-	×	×	✓	✓	×	M25	29
HQ-200	410	103	242	186	133	563	210	36	95	-	133	×	×	×	✓***	✓	M25	78
HQ-300	410	103	242	186	133	563	210	46	95	-	133	×	×	×	✓***	✓	M25	78

* Can be machined to suit most valves stems (on request) ** HQ-HRP *** On request

OPTIONS

PIU	Potentiometer
PCU	Proportional Control Unit Input / Output Signal Range: 4-20mA or 0-10V DC
CPT	Current Position Transmitter (Output 4-20mA)
LCU	Local Control Unit (Remote/Open/Stop/Close Switch)
EXA	Explosion Proof Enclosure. ATEX II 2G Eexd IIB T4
FPA	Fire Proof Actuator 250°C / 150 mins

FAILSAFE BATTERY BACKUP MODULE OPTION (HQ-RBP-008 - HQ-RBP-030 only)

These actuators can be configured to fail close or fail open on loss of power. The power pack has sufficient reserve to allow up to five operations within one hour of power loss. The integral battery module also includes controls for local operation with a lockable remote/local selector, the front panel incorporates LED indicators for the battery charge status and valve close/open position.